



Quantum



Quantum Leap Pvt. Ltd.

Chiplehunga, (NIVA Building 3rd Floor), Pokhara

061-580459, 9849790733



QUANTUM PTE CAPSULE

What is PTE?

PTE stands for Pearson Test of English, which is a computerized English proficiency test, accepted by the DHA and all the universities of Australia and New Zealand. This test has many unique advantages such as: -

- **Artificial Intelligence** – This basically means that there is no human involvement, when it comes to the assessment of the test-takers' English proficiency. The exam is checked by the algorithm which mimics the human marking.
- **Unbiased Scoring** – As there is no human involvement and the test is assessed by the AI, there is no chance of biasness and it gives the true picture of the English skills of the examinee.
- **Flexible Testing and Fast Results** – The test dates are easily available in almost all the countries and the declaration of results for 90% of the students takes place within 24 hours. The maximum timespan for declaring the result is 5 business days.

Hopefully, this has given you a broad idea of the PTE Academic exam and what is within it. If you want to achieve the highest possible marks on your PTE exam, enrol in our PTE Preparation Course. As an informed EnglishWise student, you will have an upper hand over the others.

PTE Test Format

Part 1: Speaking and Writing

Part 1 of the Pearson Test of English tests you on your Speaking and Writing skills which broadly range from 77 minutes to 93 minutes in time. You must manage your time well if you want to score well in your PTE. To achieve great results, you should be able to present your English-speaking skills in an academic environment with accuracy in spellings and grammar.

Part 2: Reading

The Reading part comes with a skill test of your Reading ability. This will take about 32-41 minutes of the entire paper and is often given preference after the first section. Re-ordering, multiple choice questions and filling in the blanks are some of the several question types used in this section which test your response to the varied usage of the English language.

Part 3: Listening

Primarily based on video and audio clips, the third section lasts for about 45 to 57 minutes on an average. In this section, you will have to listen to the audio/visual recording and respond to some different question types.

THINGS TO KNOW IN YOUR FIRST DAY OF STRATEGY CLASS

1. Please arrive on time (5 minutes early)
2. Please attend (1 – 2) classes of each module
3. Before going to lab, do the following things:
 - a) Memorise all the templates (describe image, retell lecture, summarise spoken text, essay)
 - b) Revise all the strategies
 - c) Revise all the timings
 - d) Revise all the important questions

THIS IS COMPULSORY FOR ALL STUDENTS!!

STUDENT'S CHECKLIST

STEP 1: ISSUE YOUR ID CARD

STEP 2: ATTEND 2 CLASSES OF EACH MODULE

STEP 3: PRACTICE QUESTIONS WITH TEMPLATES

STEP 4: GET CLASS TRACKER SIGNED BY TRAINER (**MANDATORY**)

STEP 5: GET LOGIN DETAILS FOR ENGLISHWISE ONLINE PORTAL

STEP 6: GIVE INITIAL ASSESSMENT IN THE LAB

STEP 7: FOLLOW YOUR STUDY PLAN AS MENTIONED IN YOUR LAB TRACKER

PLEASE TICK THE CLASSES ALREADY TAKEN:

SPEAKING (CLASS 1) DATE:		SPEAKING (CLASS 2) DATE:	
LISTENING (CLASS 1) DATE:		LISTENING (CLASS 2) DATE:	
READING (CLASS 1) DATE:		READING (CLASS 2) DATE:	
WRITING (CLASS 1) DATE:		WRITING (CLASS 2) DATE:	

TRAINER'S SIGN:

DATE:

SPEAKING – PATTERN OF QUESTIONS

Read aloud	6 – 8 questions
Repeat sentences	10 – 12 questions
Describe image	6 – 8 questions
Retell lecture	2 – 4 questions
Answer short questions	10 – 12 questions

SPEAKING IS THE BACKBONE OF YOUR PTE TEST

1 - READ ALOUD

What is read aloud?

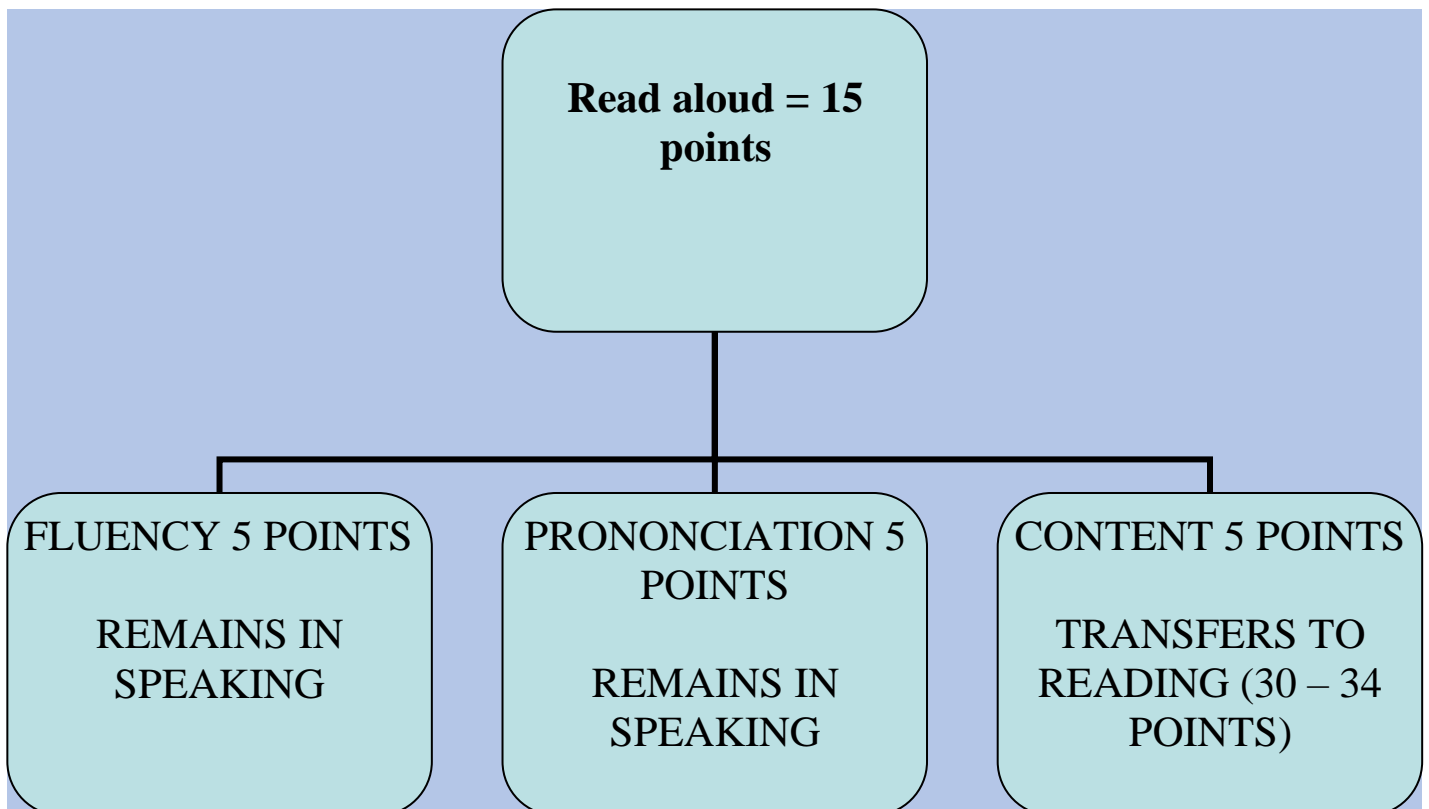
Read aloud is the first task in your PTE – Speaking test. It will contain 6 – 8 questions, with an average of 7 questions. You need to read a given paragraph within the time specified. It has **transferable score** to Reading section of (30 – 34 points)

Timings?

Preparation time – 35 seconds (during which you practice)

Recording time – 40 seconds (during which you will speak into the microphone)

Marking? 15 points



Parameters to follow AT ALL TIMES:

1. Speed – it must be medium fast if you are aiming for 7 or 8 each
Or medium if you are aiming for 6 each or below
2. Tone – it must be flat
3. Voice – it must be smooth
4. Fluency – you must always run a straight line at 65 degrees
5. Clarity – open your mouth
6. Deep breath strategy – take a breath, hold it, and slowly release it
at your pre – decided pauses

2 - REPEAT SENTENCES

What is Repeat sentences?

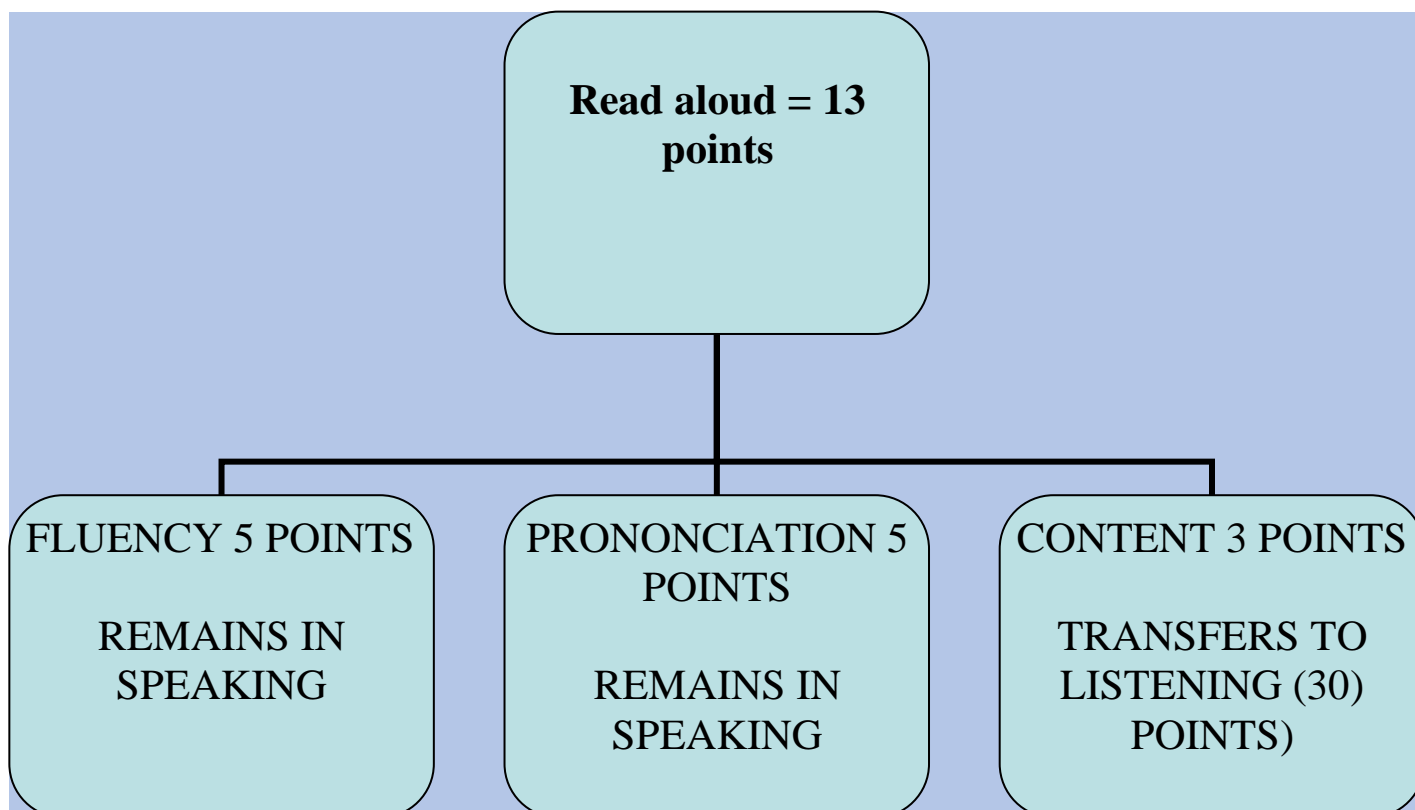
Repeat sentences is the second task in your PTE – Speaking test. It will contain 10 - 12 questions, with an average of 10 questions. You need to listen to a recording of a sentence, and then repeat it into the microphone within 3 seconds. It has **transferable score** to Listening section of (30 points)

Timings?

Preparation time – None

Recording time – Speaking within 3 seconds of when the microphone status changes to “RECORDING”. Check below:

Marking? 13 points



Parameters to follow AT ALL TIMES:

1. Speed – it must be medium
2. Tone – it must be flat
3. Voice – it must be smooth
4. Fluency – you must always run a straight line at 65 degrees
5. Clarity – open your mouth
6. Deep breath strategy – take a breath, hold it, and slowly release it at your pre – decided pauses

What is content in repeat sentences?

*It is the percentage of words you repeat (try to keep it between 75 – 100 percent of the recording **TO GET MAXIMUM POINTS***

DIVISION OF CONTENT:

<i>PERCENT OF WORDS</i>	<i>POINTS</i>	<i>TOTAL POINTS</i>
<i>75 – 100 PERCENT</i>	<i>3 POINTS</i>	<i>3/3</i>
<i>50 – 75 PERCENT</i>	<i>2 POINTS</i>	<i>2/3</i>
<i>25 - 50 PERCENT</i>	<i>1 POINT</i>	<i>1/3</i>
<i>LESS THAN 25 PERCENT</i>	<i>0 POINTS</i>	<i>0/3</i>

3 - DESCRIBE IMAGE

What is Describe image?

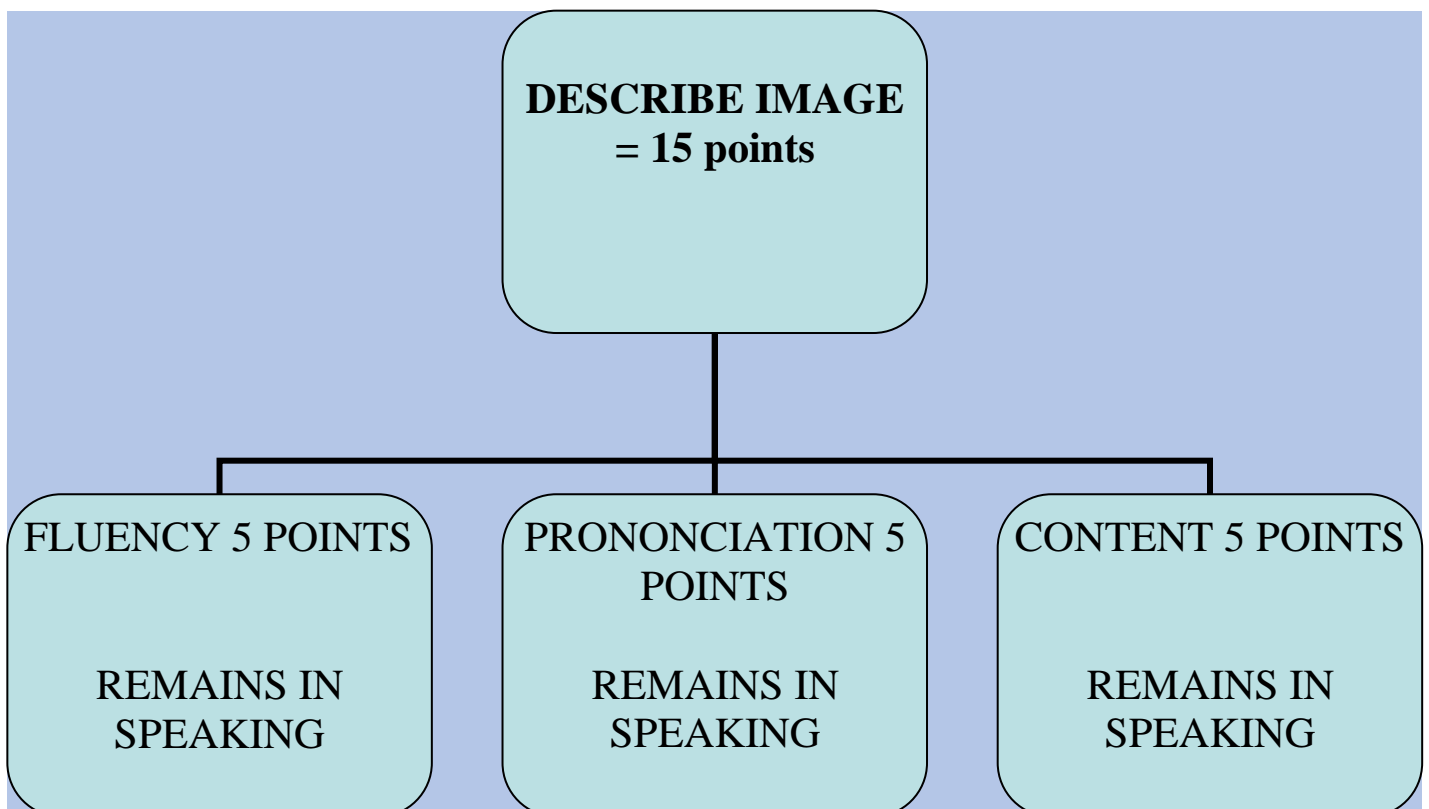
Describe image is the third task in your PTE – Speaking test. It will contain 6 - 8 questions, with an average of 6 questions. You need to see to a picture, and then using the template and hack sentence, start speaking. It does NOT have **transferable score**.

Timings?

Preparation time – 25 seconds

Recording time – Speaking within 3 seconds of when the microphone status changes to “RECORDING”. Ideal time to speak- **36-39 seconds**

Marking? 13 points



Parameters to follow AT ALL TIMES:

1. Speed – it must be medium
2. Tone – it must be flat
3. Voice – it must be smooth
4. Fluency – you must always run a straight line at 65 degrees
5. Clarity – open your mouth
6. Deep breath strategy – take a breath, hold it, and slowly release it at your pre – decided pauses

What is content in describe image?

It is the words that you see written in the image (all the details SUCH AS TOPIC NAME X AXIS, Y AXIS, EXTRA INFORMATION)

Describe image template (UPDATED VERSION)

1. *There is a picture in front of me.*
2. *I have got 40 seconds to speak about this picture.*
3. *Let me have a closer look at the picture.*
4. *After having a closer look, I can see different trends are emerging in the picture.*
5. *From the image I can see 1, 2 and 3*
6. *From the image I can also see 4, 5 and 6*
7. *From the image I can also see 7, 8 and 9*
8. *From the image I can also see 10, 11 and 12*
9. *From the image I can also see 13, 14 and 15*
10. *Overall, this picture gives us a lot of information*

(Emergency SENTENCE FOR ALL THE IMAGE) Extra lines to make up the time – use if required

1. From the image I can see, different shapes colours sizes and numbers

2. From the image I can see, different colours like black and white and black is my favourite colour.

3. On the X axis, I can see this..... On the Y axis, I can see this..... (FOR GRAPHS)

4. On the right-hand side of the image, I can see this..... On the left-hand side of the image, I can see this..... (FOR RANDOM IMAGES)

5. The first stage of the process is this..... The second stage of the process is this..... (FOR PROCESSES)

4 – RETELL LECTURE

What is Retell lecture?

Retell lecture is the fourth task in your PTE – Speaking test. It will contain 2- 4 questions, with an average of 2 questions. You need to listen to a recording of 1 – 2 minutes, and then using the template and hack sentence, start speaking. It has a **transferable score to LISTENING MODULE (10-15 POINTS)**.

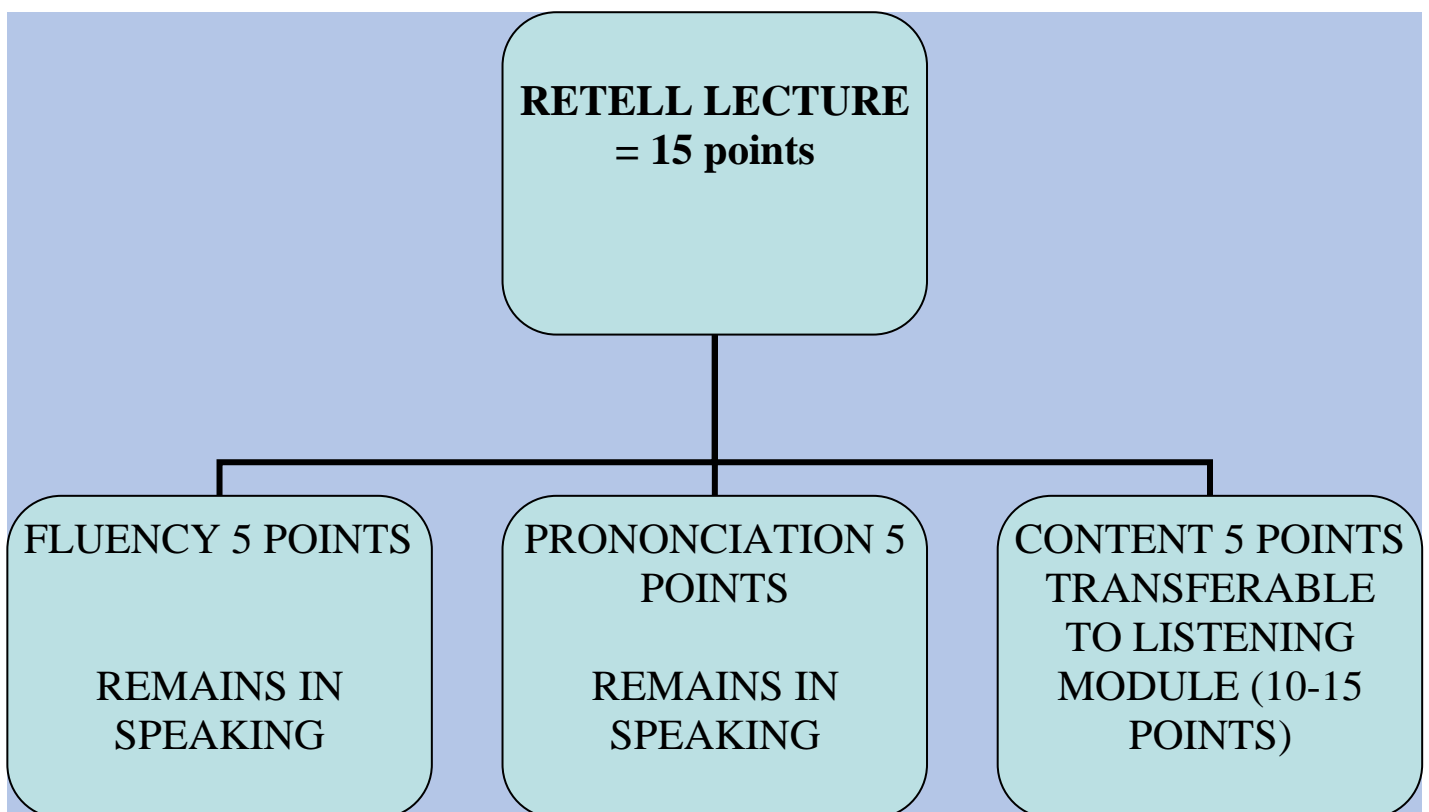
Timings?

Preparation time – 9 SECONDS AFTER THE LECTURE

Recording time – Speaking within 3 seconds of when the microphone status changes to “RECORDING”.

Ideal time – 36-39 seconds

Marking? 15 points



Parameters to follow AT ALL TIMES:

1. Speed – it must be medium
2. Tone – it must be flat
3. Voice – it must be smooth
4. Fluency – you must always run a straight line at 65 degrees
5. Clarity – open your mouth
6. Deep breath strategy – take a breath, hold it, and slowly release it at your pre – decided pauses

What is content in RETELL LECTURE?

You must take 30 keywords from the recording that are preferably *NOUNS, ADVERBS, ADJECTIVES, VERBS*. Try avoiding grammar words. Check below how to make notes:

<i>CEO's</i>	<i>100</i>	<i>Merger</i>
<i>Areas</i>	<i>Activities</i>	<i>Mist</i>
<i>Effort</i>	<i>Frequent</i>	<i>Response</i>
<i>Information</i>	<i>Integration</i>	<i>58</i>
<i>Percent</i>	<i>IT</i>	<i>Time</i>
<i>Understandable</i>	<i>Issues</i>	<i>Any</i>
<i>Key</i>	<i>Effectively</i>	<i>Clear</i>
<i>Getting</i>	<i>Two</i>	<i>both</i>
<i>Sales</i>	<i>Marketing</i>	<i>Business</i>
<i>Financial</i>	<i>Management</i>	<i>49</i>

Retell Lecture Template and Strategy to follow

The lecture was about (topic name)

I can see (word 1) (word 2) and (word 3)

I can also see (word 4) (word 5) and (word 6)

I can also see (word 7) (word 8) and (word 9)

Moreover, I can also see (word 10) (word 11) and (word 12)

I can also see (word 13) (word 14) and (word 15)

I can also see (word 16) (word 17) and (word 18)

Furthermore, I can also see (word 19) (word 20) and (word 21)

I can also see (word 22) (word 23) and (word 24)

I can also see (word 25) (word 26) and (word 27)

I can also see (word 28) (word 29) and (word 30)

Overall, the lecture gives a lot of information. (MANDATORY SENTENCE)

TIPS TO REMEMBER

- Try to speak like a sentence (continuity of words)
- Take a note of 30 words and say it in the above format
- No sentence formation at all
- Go with natural pace and try to minimize pauses
- You must speak at least 25-30 keywords from the lecture in SEQUENCE.

5 – ANSWER SHORT QUESTION

What is Answer short question?

Answer short question is the fifth task in your PTE – Speaking test. It will contain 10 - 12 questions, with an average of 10 questions. You need to listen to a recording which is a question, and then using your common sense, answer in one or two words. It has a **transferable score to LISTENING MODULE (2 - 5 POINTS)**.

Timings?

Preparation time – NONE

Recording time – Speaking within 3 seconds of when the microphone status changes to “RECORDING”.

Ideal time – just repeat in one or two words

Marking? 1 point

Things to keep in mind:

1. *You will be getting 4 types of questions:*
 - a) *Common sense-based question*
 - b) *Knowledge based question*
 - c) *Optional based question*
 - d) *Picture based question*

All you must do is answer in 1 or 2 words. If you do not know the answer, just take a keyword from the question, and repeat that.

READING – PATTERN OF QUESTIONS

Drop down FIB	5 – 6 questions
MCQ – multiple	2 – 3 questions
Reorder paragraph	2 – 3 questions
Drag drop FIB	4 – 5 questions
MCQ – single	2 – 3 questions

**READING CARRIES AROUND 45
POINTS OUT OF 90!!**

WHAT IS IMPORTANT?

Drop down FIB	5 – 6 questions
Reorder paragraph	2 – 3 questions
Drag drop FIB	4 – 5 questions

**THIS CARRIES AROUND 45 POINTS
OUT OF 90!! HENCE IT IS VERY
IMPORTANT!**

WHAT ARE TIME WASTERS?

MCQ – multiple	2 – 3 questions
MCQ – single	2 – 3 questions

THIS CARRIES 2 – 3 POINTS OUT OF 90!!

HENCE THIS IS A TIME WASTER – it wastes time and wastes your points, THEREBY CHOOSE “C

It has 70 percent chance of option “c”

1 – DROP DOWN – FILL IN THE BLANKS

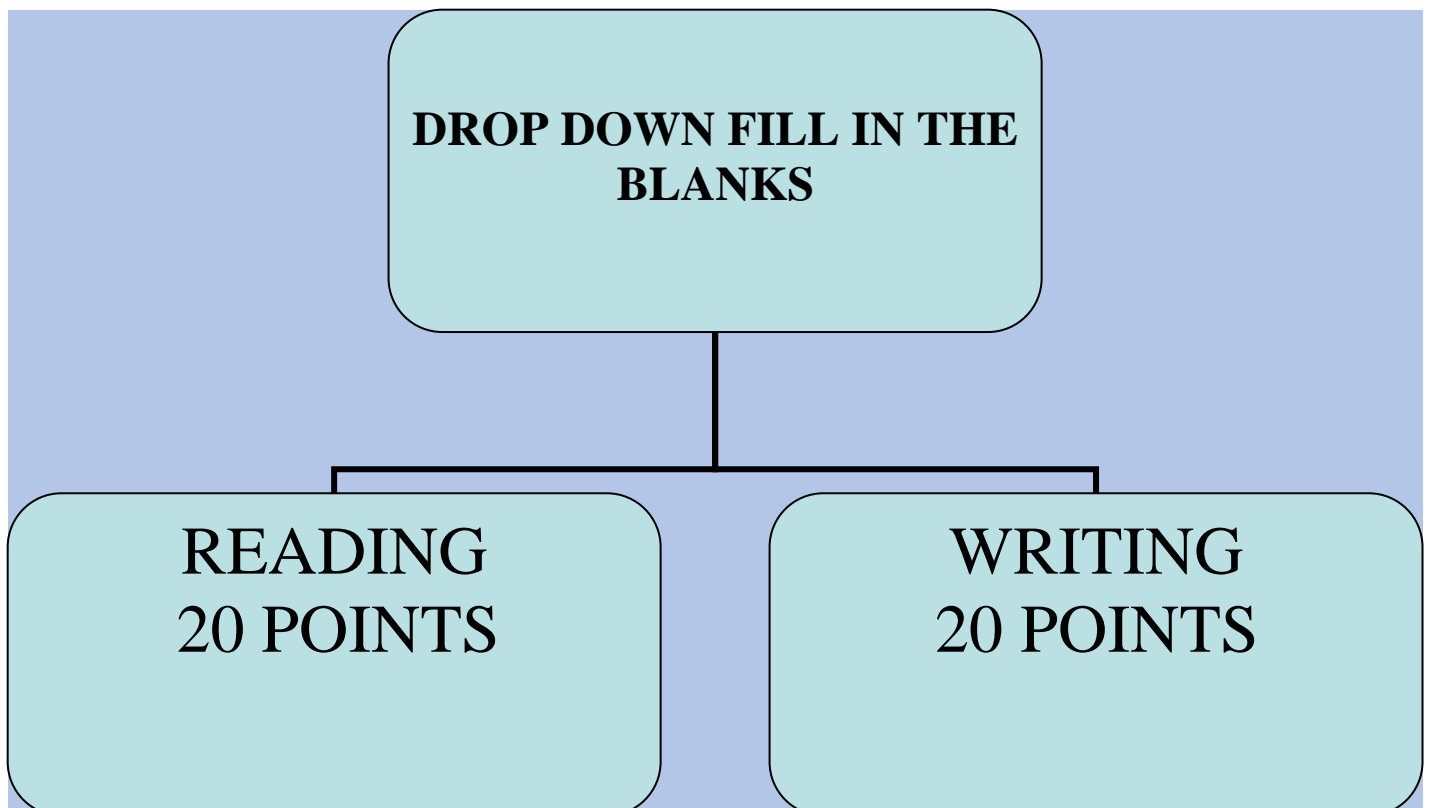
What is Drop down – fill in the blanks? – EXTREMELY IMPORTANT

Drop down- fill in the blanks is the first task in your PTE – Reading test. It will contain 5 - 6 questions, with an average of 5 questions. You need to read a given and choose the correct answer from the drop-down option. It has 200 – 300 words in the passage.

Timings?

This is an overall timed module, which means you must spend no more 2 – 3 minutes in each fill in the blank.

Marking? 40 points (20 POINTS GOES TO WRITING AND 20 POINTS IN READING)



What is the strategy Drop down – fill in the blanks?

The strategy for drop down fill in the blanks is PREDICTION – SYNONYM METHOD.

Step 1 – Read the given passage carefully, understanding the meaning will help you.

Step 2 – predict (guess) the answer in a particular blank using the following:

- a) Guessing 1 word
- b) Guessing a phrase or logic
- c) Guessing using collocation
- d) Guessing using grammar word (whether it is a noun, verb, adjective, adverb)

Step 3 – open the drop-down option, then according to your guess find the closest synonym (synonyms means same meaning, different words)

Step 4 – you can also eliminate options that make no sense according to the meaning of the passage.

What is the skill to develop for this task?

1. Comprehension skills (read newspapers)
2. Vocabulary skills (learn 10 new words every day)
3. Basic grammar idea (know what a noun is, adjective, verb, adverbs)
4. Read the collocation list on google.

4 – DRAG AND DROP – FILL IN THE BLANKS

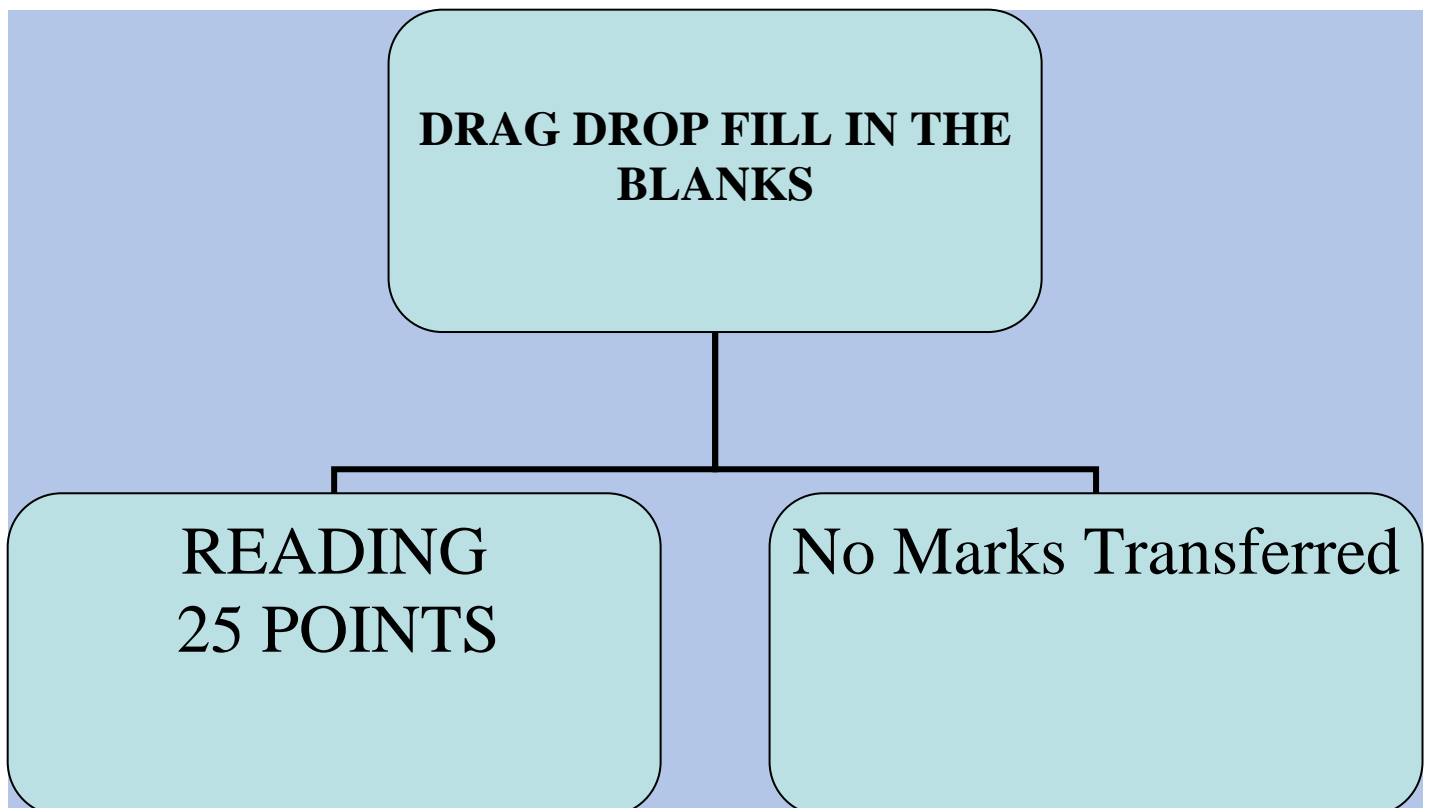
What is Drag drop – fill in the blanks? – EXTREMELY IMPORTANT

Drag drop - fill in the blanks is the fourth task in your PTE – Reading test. It will contain 4 – 5 questions, with an average of 4 questions. You need to read a given paragraph and choose the correct answer from the list of options given below. It has only 100 – 150 words in the passage.

Timings?

This is an overall timed module, which means you must spend no more 2 – 3 minutes in each fill in the blank.

Marking? 25 points (25 POINTS IN READING)



What is the strategy drag and drop – fill in the blanks?

The strategy for drag and drop fill in the blanks is PREDICTION – SYNONYM METHOD.

Step 1 – Read the given passage carefully, understanding the meaning will help you.

Step 2 – predict (guess) the answer in a particular blank using the following:

- e) Guessing 1 word
- f) Guessing a phrase or logic
- g) Guessing using collocation
- h) Guessing using grammar word (whether it is a noun, verb, adjective, adverb)

Step 3 – now using your prediction (guess) you will find the closest synonym (synonyms means same meaning, different words) from the list of words below the passage.

What is the skill to develop for this task?

1. Comprehension skills (read newspapers)
2. Vocabulary skills (learn 10 new words every day)
3. Basic grammar idea (know what a noun is, adjective, verb, adverbs)
4. Read the collocation list on google.

3 – REORDER PARAGRAPHS

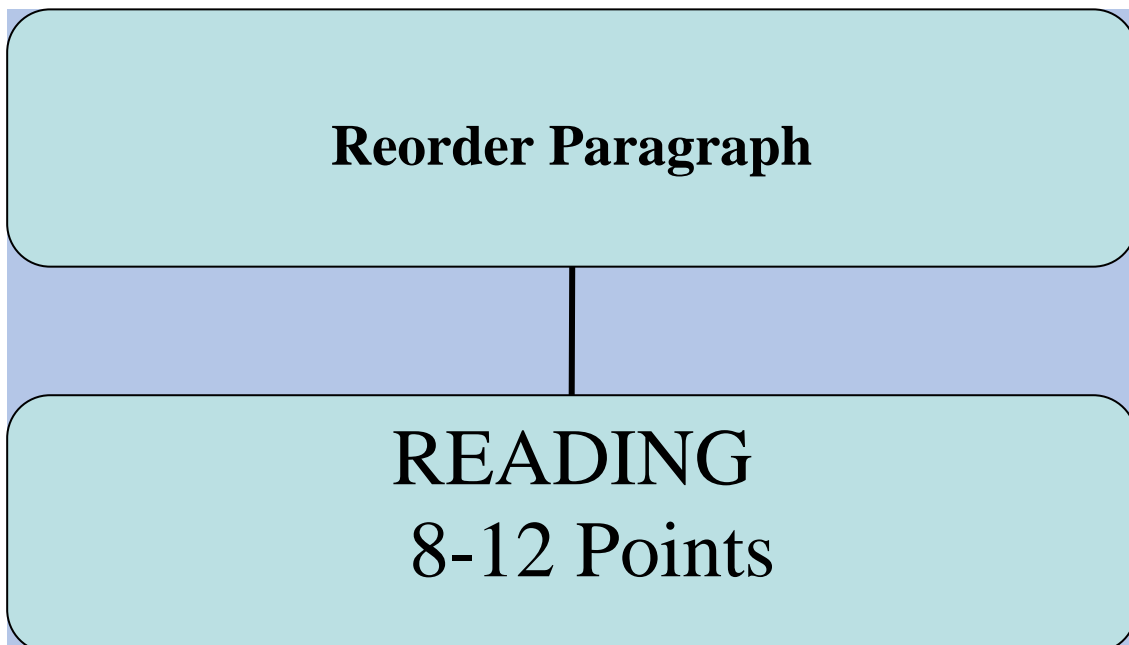
What is REORDER PARAGRAPHS? – less IMPORTANT

Reorder paragraphs is the third task in your PTE – Reading test. It will contain 2 - 3 questions, with an average of 2 questions. You will get 3 – 5 individual sentences which is in the incorrect order. Your task is to rearrange them in the correct order (like jumbled sentences)

Timings?

This is an overall timed module, which means you must spend no more 2-3 minutes in each question.

Marking? You are marked in pairs (8-12 POINTS IN READING)



What is the strategy for reorder paragraphs?

The strategy for reorder paragraphs is try and make as many pairs as possible. **(PRIMARY GOAL IS TO MAKE PAIRS)**

- Read the given sentences one by one
- Identify the paragraph that is the topic paragraph or main idea. This probably goes first.
- In order to make pairs, find the nouns of the pronouns to score some points
- Paragraphs that contain pronouns such as he, she, it, they, them are probably referring to something mentioned in an earlier paragraph. **(NOUN-PRONOUN RULE)**
- Note any paragraphs that begin with conjunctions such as However, Nevertheless, But Also, Furthermore, and so on. Such sentences (generally) cannot go first. **(CONNECTER RULE)**
- Look for any obvious clues to the logical order or chronology of events, for example, sequencing words such as Firstly, secondly, lastly, finally, next, then, after, and so on. **(SEQUENCING RULE)**
- Sentences containing concluding words will be coming at the end, most of the time. Keep a track of your time using the on-screen timer. **(CONCLUSION RULE)**

SAMPLE REORDER PARAGRAPH –

1. Another way is to drink water
2. Water has key benefits towards building immunity
3. Consumption of fruits and vegetables should be regular
4. One way to build immunity is to increase the consumption of fruits and vegetables

What is the topic sentence?

1. One way to build immunity is to increase the consumption of fruits and vegetables (**It happens to give an overall idea about the sentences**)

What are the pairs using the methods?

1. One way to build immunity is to increase the consumption of fruits and vegetables
2. Consumption of fruits and vegetables should be regular

(the object of the previous sentence is matching the subject of the next sentence)

What are the next pairs using the methods?

1. Another way is to drink water
2. Water has key benefits towards building immunity

(these are pairs using relation method)

LISTENING – PATTERN OF QUESTIONS

SECTION	TASKS	QUESTIONS
A	1. Summarise spoken text	2 – 3 (Individually timed)
B	2. Multiple choice – choose multiple answers	2 – 3 (Overall timed)
	3. Fill in the blanks	2 – 3
	4. Highlight correct summary	2 – 3
	5. Multiple choice – choose single answers	2 – 3
	6. Select missing words	2 – 3
	7. Highlight incorrect words	2 – 3
	8. Write from dictation	3 – 4

WHAT IS IMPORTANT?

Summarise spoken text	2 – 3 questions
Fill in the blanks	2 – 3 questions
Highlight incorrect words	2 – 3 questions
Write from dictations	3 – 4 questions

These 4 questions are HIGH SCORES!!

WHAT ARE TIME WASTERS?

MCQ – multiple	2 – 3 questions
MCQ – single	2 – 3 questions
Highlight correct summary	2 – 3 questions
Select missing words	2 – 3 questions

THIS CARRIES 2 – 3 – 4 POINTS OUT OF 90!!

HENCE THIS IS A TIME WASTER – it wastes time and wastes your points, THEREBY CHOOSE “C

It has 70 percent chance of option “c”

1. SUMMARISE SPOKEN TEXT

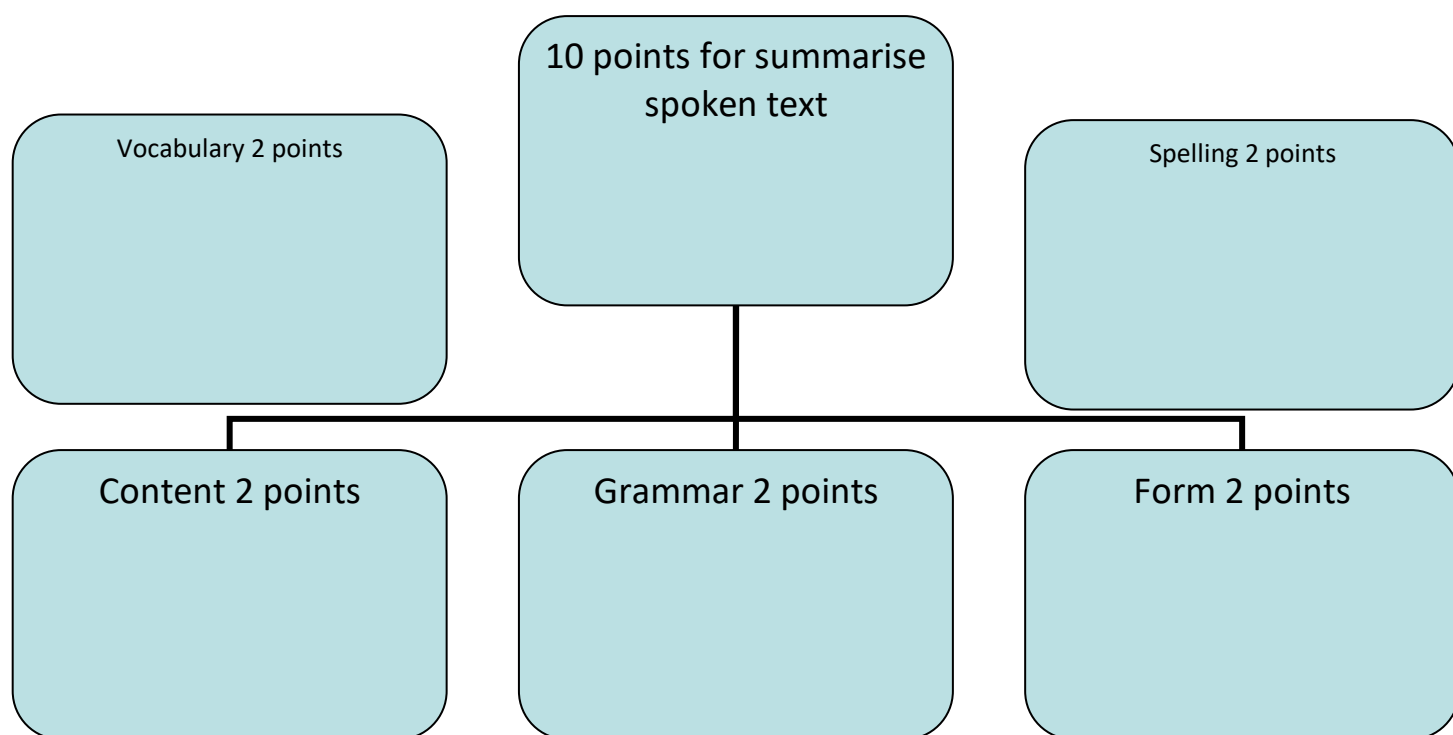
What is summarise spoken text – EXTREMELY IMPORTANT

Summarise spoken text - This is the first task in your PTE – Listening test. It will contain 2 – 3 questions, with an average of 2 questions. You need to listen to the recording and take notes. You will then be given 10 minutes to write a short summary.

Timings?

This is an individual timed task, which means you will get 10 minutes per question including the audio time.

Marking? 10 points per question



Explanation of the Marking criteria?

1. Content 2 points – You must make sure you alter the note making according to 6 each or 7 – 8 each.
 - **For 8 each it will be short sentence method**
 - **For 7 or 6 each it will be keyword method**
2. Vocabulary 2 points – You must make sure you do use the right words in the right context (Do not paraphrase)
3. Form 2 points – the official word limit is 50 – 70, you can write around
 - **65 - 70 words if you are aiming for 8 each using short sentence method**
 - **60 – 70 words if you are aiming for 6 or 7 each using keyword method**
4. Grammar 2 points – stick to the following rules to make sure grammar is right
 - **No short forms (couldn't, wouldn't – use full forms)**
 - **Capital letters should be used at the start of a sentence and in a proper noun**
 - **No personal pronouns (I, me, he, she, him, his, himself, herself, you, your, yourself, we, our, ourselves) – please use the third person point of view**
5. Spellings 2 points – use spellings you are aware of, do not take a name of a person

Template FOR 8 EACH!!

The speaker provides brief information about (topic name). First, (insert short sentence 1, and short sentence 2). Secondly, (insert short sentence 3, and short sentence 4). Thirdly, it can be understood that (insert short sentence 5). In a nutshell, (insert short sentence 6).

This is how you take notes

- Take 1 topic name and 6 short sentences
- A topic name consists of 1 or 2 words
- A short sentence consists of 3 – 5 words
- Make sure you combine two sentences with, and

- 1. Studying law (this is a topic name)**
- 2. A lot of people study law**
- 3. It is not necessary to read law**
- 4. it is legitimate study**
- 5. it is not a vocational subject**
- 6. students are required to do training**
- 7. studying law trains the student**

SAMPLE SUMMARY FOR 8 EACH USING ABOVE NOTES

The speaker provides brief information about studying law. First, a lot of people study law, and it is not necessary to read law. Secondly, it is a legitimate study, and it is not vocational subject. Thirdly, it can be understood that students are required to do training. Overall, studying law trains the student.

TEMPLATE FOR 6 or 7 EACH AND BELOW!!

A noteworthy point revealed discourse was about the (keyword 1, keyword 2, and keyword 3). To elaborate further, there was some information on the (keyword 1, keyword 2, and keyword 3). A considerable amount of significance was laid on the (keyword 1, keyword 2, and keyword 3). Additionally, a vital point was about the (keyword 1, keyword 2, and keyword 3). Overall, the lecture provides crucial details about the (keyword 1, keyword 2, and keyword 3).

Keywords must be nouns or adjectives NOT VERBS!!

This is how you take notes for keyword method

- Take all keywords that are nouns or adjective with a noun

Law	Professor	University
Lawyer	People	Barristers
Solicitor's	Legitimate subject	Academic study
Vocational subject	Discipline	Students
Additional training	Answer	law

SAMPLE SUMMARY FOR 6 EACH USING ABOVE KEYWORDS

A noteworthy point revealed discourse was about the **law, professor, and university**. To elaborate further, there was some information on the **lawyer, people, and the barristers**. A considerable amount of significance was laid on the **solicitors, legitimate subject, and academic study**. Additionally, a vital point was about the **vocational subject, discipline, and students**. Overall, the lecture provides crucial details about the **additional training, answer, law**.

2. FILL IN THE BLANKS

What is Fill in the blanks?

Fill in the blanks is the second task in your PTE – Listening test section B. It will contain 2- 3 questions, with an average of 2 questions. You need to listen to a recording of 1 – 1.5 minutes, and then start writing down the missing words in the blanks. It has a **transferable score to WRITING MODULE (8-12 POINTS)**.

Timings?

Preparation time – You will get 6 – 8 seconds before the recording starts

Marking? 1 point per correct answer

Strategies?

- Make sure during your preparation time, you scan the words before the blanks to stay alert when you listen to those words
- Make sure that if you are confused with any word ending with “s” or “ed” you simply read the sentence associated with that blank to find out if it is singular or plural
- When the recording starts, you follow the sentences using your finger and write down the missing word in your book, then transfer it to the computer
- Always scan for back to back blanks to be mentally prepared and alert

2. HIGHLIGHT INCORRECT WORDS

What is highlight incorrect words?

Highlight incorrect words is the sixth task in your PTE – Listening test section B. It will contain 2- 3 questions, with an average of 2 questions. You need to listen to a recording of 1 – 1.5 minutes, it will contain a passage below which will match the recording. Some words will not match the recording, you need to highlight that word. It has **transferable score to READING MODULE (8-12 POINTS)**.

Timings?

Preparation time – You will get 6 – 8 seconds before the recording starts

Marking? *1 point per answer be careful as it is having **NEGATIVE MARKING***

Strategies?

- Make sure during your preparation time, you scan the first line to stay alert and to avoid sudden starts.
- When the recording to starts to play, run your cursor along the passage and when a word does not match the recording highlight that word.
- Grammar words will never be incorrect, hence do not even be confused
- Incorrect words are nouns, verbs, adverbs, adjectives

- The words will be spread out the passage, hence do not be worried
- This task has negative marking hence make sure that when you highlight a word, you are sure.
- There will be anywhere between 4 – 6 incorrect words in each passage.

3. WRITE FROM DICTATION

What is write from dictation?

Write from dictation is the seventh task in your PTE – Listening test section B. It will contain 3 - 4 questions, with an average of 3 questions. You will listen to a recording (a sentence) and you must write down exactly what you heard. It has **transferable score to WRITING MODULE (30 POINTS)**.

Timings?

Preparation time – It is an overall timed section

Marking? 30 – 40 marks

Marking criteria?

Scoring

Communicative skills	Listening and writing
	Partial credit: 1 Each correct word spelled correctly 0 Each incorrect or misspelled word

- *Remember, you are being marked for the correct spellings*
- *Your answer must be the MIRROR IMAGE of the computer's recording.*

WRITING – PATTERN OF QUESTIONS

Summarise written text	2 – 3 questions
Essay	1 – 2 question

1. SUMMARISE WRITTEN TEXT

What is summarise written text?

Summarise written text is the first task in your PTE – Writing test. It will contain 2- 3 questions, with an average of 2 questions. You need to read a passage, and summarise it in one sentence covering the main points. It has a **transferable score to READING MODULE (8 - 12 POINTS)**.

Timings?

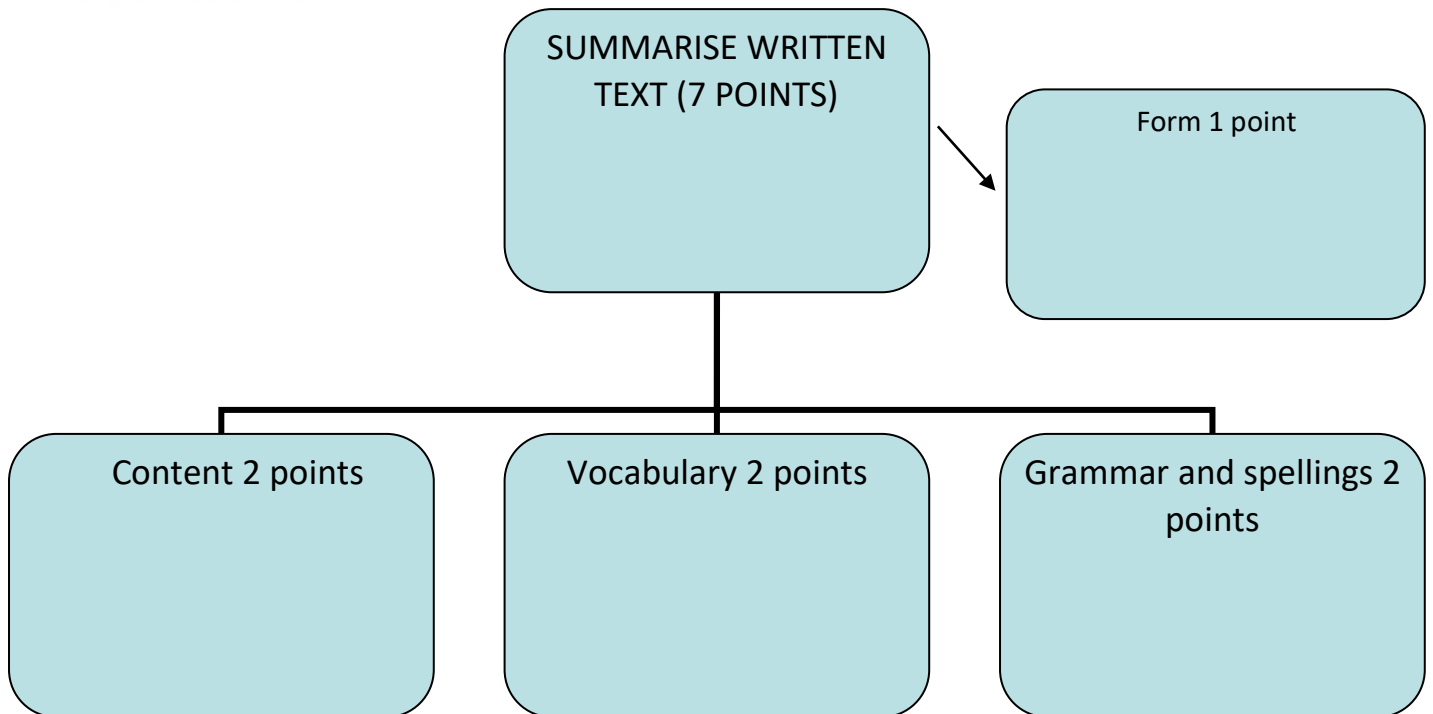
10 minutes per question

Marking? 7 point per question

Strategies?

- Step 1 – Read the entire passage (take around 2 minutes)
- Step 2 – Take one sentences that best introduces the topic of the passage (take 2 minute)
- Step 3 – Take one sentence that is related to the introduction sentence (take 1 minute)
- Step 4 – Take one sentence that best concludes the previous two sentences (take 1 minute)
- Step 5 – Proofread all the sentences (take 3 minutes)

Marking criteria? 7 point per question



Explanation of the Marking criteria?

1. Content – your ability to take 3 sentences which is talking about the topic name and they must be related, then 2 points
2. Form – PTE officially asks you to write 5 – 75 words (ideally you can write around 55 – 75 words)
3. Vocabulary – Make sure you follow the 5 rules of vocabulary
 - No short forms should be taken from the passage (shouldn't – should not)
 - No symbols should be taken from the passage (\$ - dollar, & - and)

- Do not paraphrase anything (take the same sentences)
 - Do not use personal pronouns (I – one, an individual) (us – everyone) (our – their)
 - Do not take abbreviations
4. Grammar and spellings - this will be the easiest as you just need to take the same sentences from the passage

Strategies – *How to put it in a sentence?*

Sentence 1, simple connector Sentence 2, complex connector, Sentence 3.

List of connectors

1. And, but
2. Moreover, however, furthermore

2. Essay

What is essay?

Essay is the second task in your PTE – Writing test. It will contain 1 - 2 questions, with an average of 2 questions. You need to read the essay question, and once you have understood the topic name and the type of the essay, you will have to write an essay between 200 – 300 words. It has **NO transferable scores**.

Timings?

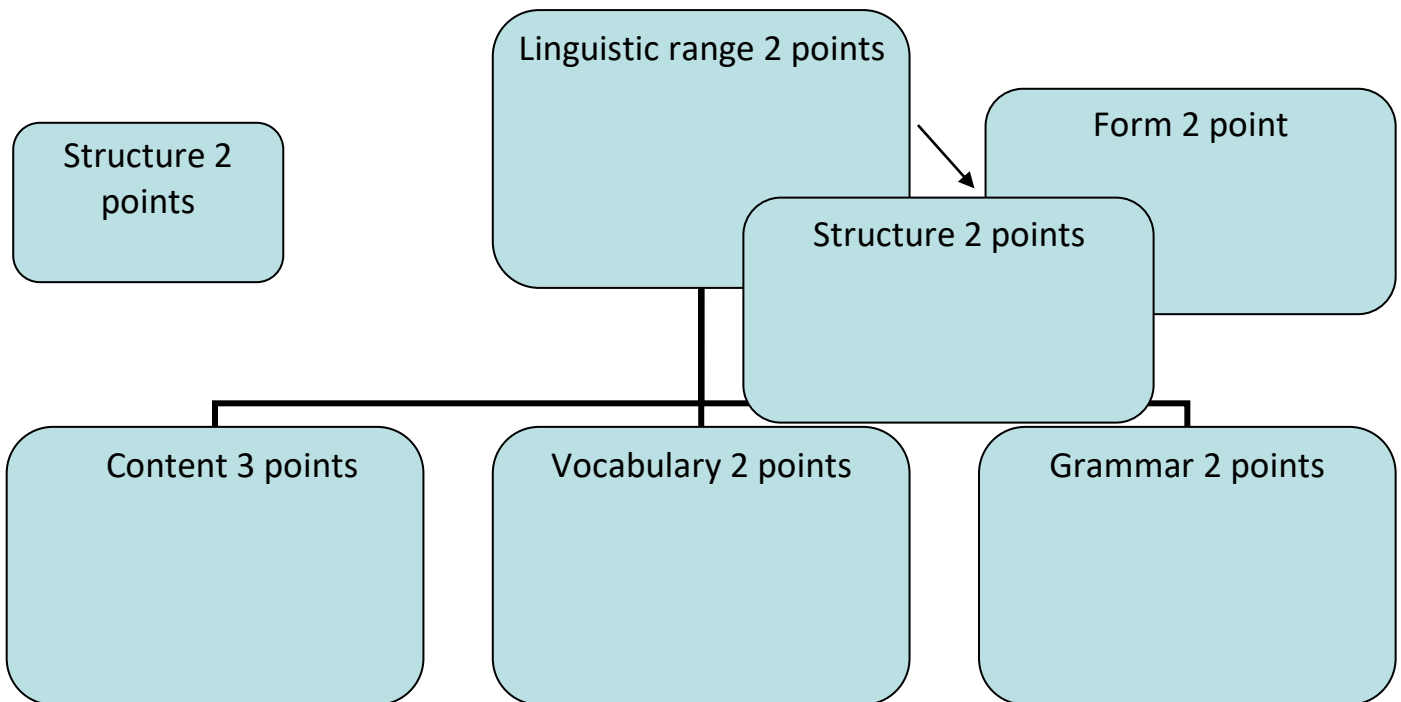
20 minutes per question

Marking? 15 point per question

Tips to write the essay.

- Step 1 – Type the template only (7 - 8 minutes)
- Step 2 – Type the topic name once in the introduction, and copy paste it 5 times (1 minute)
- Step 3 – Type only short and simple content (8 - 9 minutes)
- Step 4 – Proofread every word (2 - 3 minutes)

Marking criteria? 15 point per question



Explanation of the Marking criteria?

1. **Content** – The keyword about the topic and write only general views
2. **Form** – PTE officially asks you to write 200-300 words (ideally you can write around 250 plus words)
3. **Grammar** – Basic grammar, articles, and capitalisation errors
4. **Vocabulary**- Try to use simple words to convey your ideas
5. **Linguistic range**- Try not to repeat the same words except topic name
6. **Development/ structure/ coherence**- must be 4-5 paragraphs
7. **Spellings**- try to remember all the spellings from the template first and try to use simple words for which you know the spellings in your content.

Types of essays

1. **Positive and negative essay** – any keywords that contain
 - a. Do you agree or disagree?
 - b. To what extent do you agree or disagree
 - c. How far do you agree or disagree?
 - d. Discuss
 - e. Pros and cons
 - f. Benefits and limitations/drawbacks

2. **Problems and solutions** – any keywords that contain
 - a. Issues/concerns and measures/control

3. **Causes and effects** – any keywords that contain
 - b. reasons and results

Essay Template (includes all essay types)

More Negative points

One of the most conspicuous trends of today's world is the colossal upsurge in the TOPIC NAME (PHRASE FORM). There is a widespread worry that this will only lead to a myriad of concerns in the society. In my opinion, TOPIC NAME has more negative impacts than positives in the society.

On the one hand, critics may point out that one of the most significant benefits of TOPIC NAME is the POSITIVE POINT 1. For example, POSITIVE POINT EXAMPLE

On the other hand, there are several arguments in favor of my stance. One of the most preponderant ones is that TOPIC NAME (DON'T REPEAT THE SAME TOPIC NAME, TRY TO USE SYNONYM) has negative consequences for the community in various ways. Firstly, NEGATIVE POINT 1 WITH EXAMPLE. According to "Times Magazine December 2019 edition", the proportion has dropped/increased down from 30 per cent to 10 percent today. Secondly, NEGATIVE POINT 2 WITH EXAMPLE.

Lastly, in my opinion, the government of Australia is taking a great initiative in educating its citizens against the negative impact of TOPIC NAME. SOLUTION WITH EXAMPLE.

In view of the arguments outlined above, one can conclude that despite having some benefits, the drawbacks of TOPIC NAME in the society are indeed too dire to ignore.

More Positive points

One of the most conspicuous trends of today's world is the colossal upsurge in the TOPIC NAME (PHRASE FORM). There is a widespread worry that this will only lead to a myriad of concerns in the society. In my opinion, TOPIC NAME has more positive impacts than negatives in the society.

On the one hand, critics may point out that one of the most significant drawbacks of TOPIC NAME is the Negative POINT. For example, NEGATIVE POINT WITH EXAMPLE

On the other hand, there are certain arguments in favor of my stance. One of the most preponderant one is that TOPIC NAME (DON'T REPEAT THE SAME TOPIC NAME, TRY TO USE SYNONYM) has positive impacts for the community in various ways. Firstly, POSITIVE POINT 1 WITH EXAMPLE. According to "Times Magazine December 2019 edition", the proportion has dropped/increased down from 30 per cent to 10 percent today. Secondly, POSITIVE POINT 2 WITH EXAMPLE.

Lastly, in my opinion, the government of Australia is taking a great initiative in educating its citizens against the negative impact of TOPIC NAME. SOLUTION WITH EXAMPLE. (TO ADDRESS THE NEGATIVE POINT IN PARA 2- CRITICS)

In view of the arguments outlined above, one can conclude that despite having some drawbacks, the benefits of TOPIC NAME in the society are indeed too dire to ignore.

Problem & Solution

One of the most conspicuous trends of today's world is the colossal upsurge in the TOPIC NAME (PHRASE FORM). There is a widespread worry that this will only lead to a myriad of concerns in the society. In my opinion, PROBLEM has several problems associated with it, however, I will be discussing the possible solutions in the following essay.

On the one hand, critics may point out that the most significant problems of TOPIC NAME are the PROBLEM POINT 1. For example, (You can also give more problem points)

On the other hand, there are several solutions in favor of my stance. One of the most preponderant one is that TOPIC NAME (DON'T REPEAT THE SAME TOPIC NAME, TRY TO USE SYNONYM) has negative consequence for the community in various ways. Firstly, SOLUTION POINT 1 WITH EXAMPLE. According to "Times Magazine December 2019 edition", the proportion ----- has dropped/increased down from 30 per cent to 10 percent today. Secondly, SOLUTION POINT 2 WITH EXAMPLE.

In view of the arguments outlined above, one can conclude that despite having some problems, the solutions of TOPIC NAME in the society are indeed too dire to ignore.

Tourism Is needed to improve the economy, but it also has some drawbacks. Discuss?

Topic name – tourism

Type of essay – positive and negative

One of the most conspicuous trends of today's world is the colossal upsurge in the **tourism**. There is a widespread worry that this will only lead to a myriad of concerns in society. In my opinion, **tourism** has more negative impacts than positives in the society.

On the one hand, critics may point out that one of the most significant **benefits** of **tourism** is the **improvement of the economy**. For example, the **economy** unlike in the past now has **improved** as the **countries are promoting tourism for growth**.

On the other hand, there are a number in favour of my stance. One of the most preponderant ones is that **tourism** has some **negative consequences** for the community in various ways. Firstly, **the local resources get depleted** because **there are too many people to feed**. According to, "Times magazine December 2019 edition", the proportion of local resources has **decreased** from 50 per cent to 5 per cent today. Secondly, **there is a loss of local culture** because the **local start imitating the tourists**.

Lastly, in my opinion, the government of Australia is taking a great initiative in educating its **tourists** on the impact of **tourism**. The government is being encouraged to spend a significant portion of their time in **educating tourists about the laws and regulations of their country**.

In view of the arguments outlined above, one can conclude that despite having some **benefits**, the **drawbacks** of **tourism** in the society are indeed too dire to ignore.

Smoking is injurious to health? What are the issues, provide preventative measures?

Topic name – smoking

Type of essay – problems and solutions

One of the most conspicuous trends of today's world is the colossal upsurge in the **smoking**. There is a widespread worry that this will only lead to a myriad of concerns in society. In my opinion, **smoking** has more negative impacts than positives in the society.

On the one hand, critics may point out that one of the most significant **problems** of **smoking** is the **increase in lung cancer**. For example, the **people** unlike in the past now have **lung cancer** as **they are addicted to smoking**.

On the other hand, there are a number in favour of my stance. One of the most preponderant ones is that **controlling smoking** has some **solutions** for the community in various ways. Firstly, **people can use nicotine patches** because **it controls the urges**. According to, "Times magazine December 2019 edition", the proportion of **nicotine patches** have **increased** from 50 per cent to 90 per cent today. Secondly, **people should talk to their family** because **they can help in quitting smoking**.

Lastly, in my opinion, the government of Australia is taking a great initiative in educating its **people** on the impact of **smoking**. The government is being encouraged to spend a significant portion of their time in **physical exercises**.

In view of the arguments outlined above, one can conclude that despite having some **problems**, the **solutions** of **smoking** in the society are indeed too dire to ignore.

Why should we drink water? What are the possible implications for the human body?

Topic name – drinking water

Type of essay – causes and effects

One of the most conspicuous trends of today's world is the colossal upsurge in **drinking water**. There is a widespread worry that this will only lead to a myriad of concerns in society. In my opinion, **drinking water** has more positive impacts than negatives in the society.

On the one hand, critics may point out that one of the most significant **causes** of **drinking water** is the **increase in the immunity**. For example, the **people** unlike in the past now have better **immunity** as **water helps to fight diseases**.

On the other hand, there are a number in favour of my stance. One of the most preponderant ones is that **drinking water** has some **effects** for the community in various ways. Firstly, **it helps in reducing impurity because of its properties**. According to, "Times magazine December 2019 edition", the proportion of **impurity** have **decreased** from 50 percent to 40 percent today. Secondly, **it helps to lose weight** because **it supresses hunger**.

Lastly, in my opinion, the government of Australia is taking a great initiative in educating its **people** on the impact of **drinking water**. The government is being encouraged to spend a significant portion of their time in **drinking water regularly**.

In view of the arguments outlined above, one can conclude that despite having some **causes**, the **effects** of **drinking water** in the society are indeed too dire to ignore.